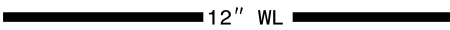



























STATE OF NORTH CAROLINA
DIVISION OF HIGHWAYS

| PROJECT REFERENCE NO. | SHEET NO. |
|-----------------------|-----------|
| DF18314.2044188 | UC-2 |

UTILITIES PLAN SHEET SYMBOLS





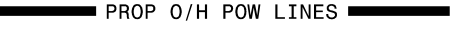



PROPOSED WATER SYMBOLS


| | |
|---------------------------------|---|
| Water Line (Sized as Shown) |  |
| 11¼ Degree Bend |  |
| 22½ Degree Bend |  |
| 45 Degree Bend |  |
| 90 Degree Bend |  |
| Plug |  |
| Tee |  |
| Cross |  |
| Reducer |  |
| Gate Valve |  |
| Butterfly Valve |  |
| Tapping Valve |  |
| Line Stop |  |
| Line Stop with Bypass |  |
| Blow Off |  |
| Fire Hydrant |  |
| Relocate Fire Hydrant |  |
| Remove Fire Hydrant |  |
| Water Meter |  |
| Relocate Water Meter |  |
| Remove Water Meter |  |
| Water Pump Station |  |
| RPZ Backflow Preventer |  |
| DCV Backflow Preventer |  |
| Relocate RPZ Backflow Preventer |  |
| Relocate DCV Backflow Preventer |  |

PROPOSED SEWER SYMBOLS





















| | |
|--|--|
| Gravity Sewer Line (Sized as Shown) |  |
| Force Main Sewer Line (Sized as Shown) |  |
| Manhole (Sized per Note) |  |
| Sewer Pump Station |  |

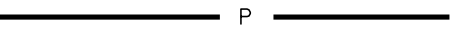
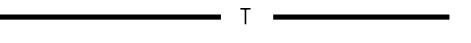
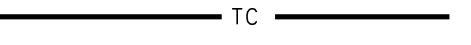



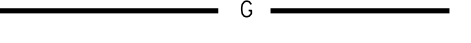
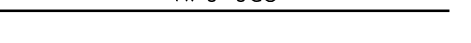
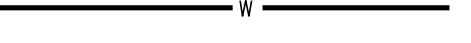

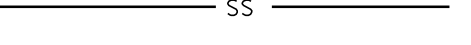

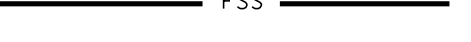






PROPOSED MISCELLANEOUS UTILITIES SYMBOLS

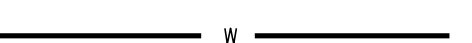
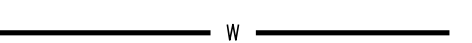
| | |
|--|---|
| Power Pole |  |
| Telephone Pole |  |
| Joint Use Pole |  |
| Telephone Pedestal |  |
| Utility Line by Others (Type as Shown) |  |
| Trenchless Installation |  |
| Encasement by Open Cut |  |
| Encasement |  |

| | |
|-------------------|---|
| Thrust Block |  |
| Air Release Valve |  |
| Utility Vault |  |
| Concrete Pier |  |
| Steel Pier |  |
| Plan Note |  |
| Pay Item Note |  |

EXISTING UTILITIES SYMBOLS

| | |
|--|---|
| Power Pole |  |
| Telephone Pole |  |
| Joint Use Pole |  |
| Utility Pole |  |
| Utility Pole with Base |  |
| H-Frame Pole |  |
| Power Transmission Line Tower |  |
| Water Manhole |  |
| Power Manhole |  |
| Telephone Manhole |  |
| Sanitary Sewer Manhole |  |
| Hand Hole for Cable |  |
| Power Transformer |  |
| Telephone Pedestal |  |
| CATV Pedestal |  |
| Gas Valve |  |
| Gas Meter |  |
| Located Miscellaneous Utility Object |  |
| Abandoned According to Utility Records |  |
| End of Information |  |

| | |
|---|---|
| *Underground Power Line |  |
| *Underground Telephone Cable |  |
| *Underground Telephone Conduit |  |
| *Underground Fiber Optics Telephone Cable |  |
| *Underground TV Cable |  |
| *Underground Fiber Optics TV Cable |  |
| *Underground Gas Pipeline |  |
| Aboveground Gas Pipeline |  |
| *Underground Water Line |  |
| Aboveground Water Line |  |
| *Underground Gravity Sanitary Sewer Line |  |
| Aboveground Gravity Sanitary Sewer Line |  |
| *Underground SS Forced Main Line |  |
| Underground Unknown Utility Line |  |
| SUE Test Hole |  |
| Water Meter |  |
| Water Valve |  |
| Fire Hydrant |  |
| Sanitary Sewer Cleanout |  |

| | |
|--|---|
| *For Existing Utilities | |
| Utility Line Drawn from Record (Type as Shown) |  |
| Designated Utility Line (Type as Shown) |  |